




NPN Silicon Epitaxial Planar Transistor



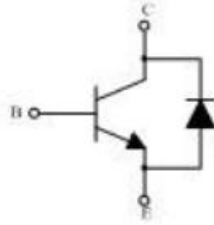
TO-220AB



TO-263



TO-220F



FEATURES

- High voltage
- High speed switching


RoHS
 COMPLIANT

APPLICATIONS

- High Speed Switching
- Suitable for Switching Regulator and Motor Control

MECHANICAL DATA

- **Case:** Molded plastic
- **Polarity:** As marked
- **Mounting Position:** Any
- **Molded Plastic:** UL Flammability Classification Rating 94V-0
- Lead free in compliance with EU RoHS 2011/65/EU directive
- Solder bath temperature 275°C maximum, 10s per JESD 22-B106

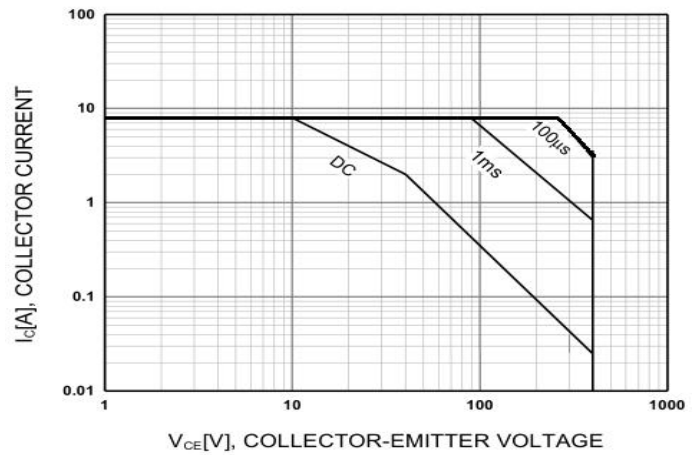
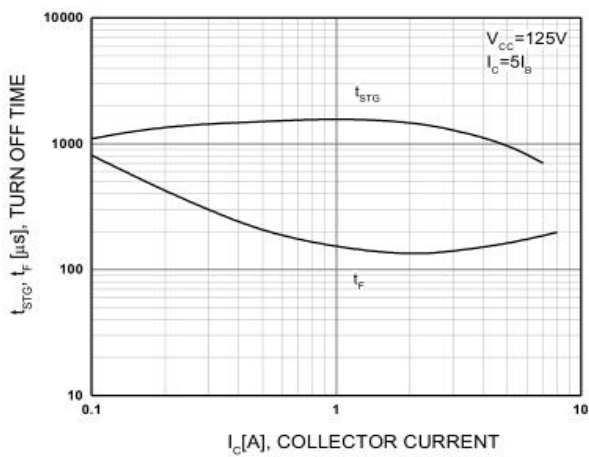
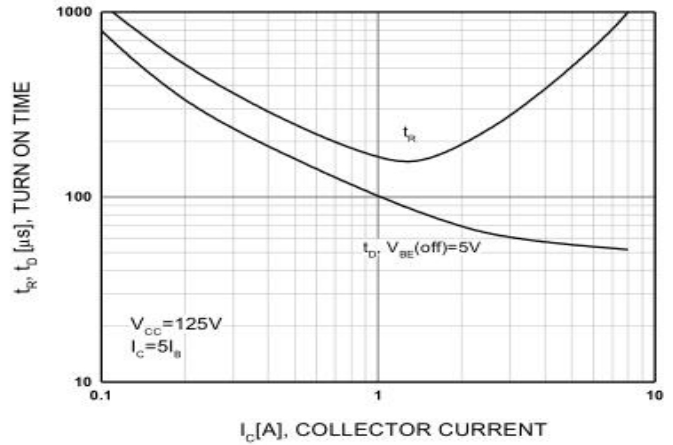
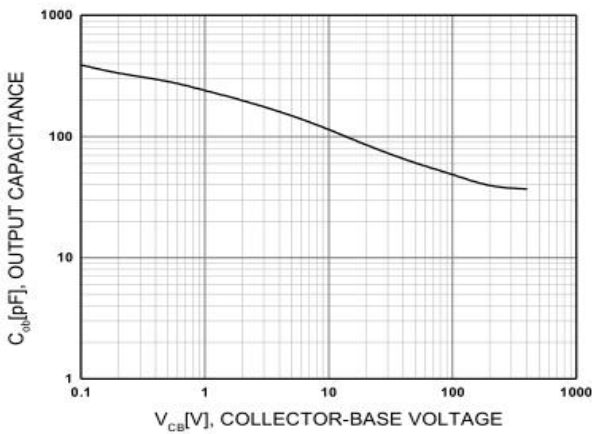
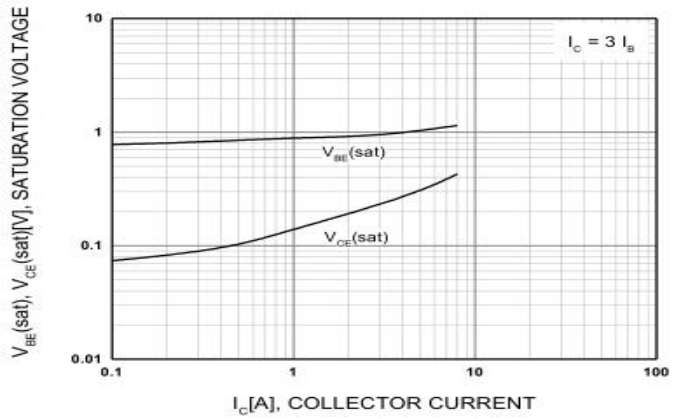
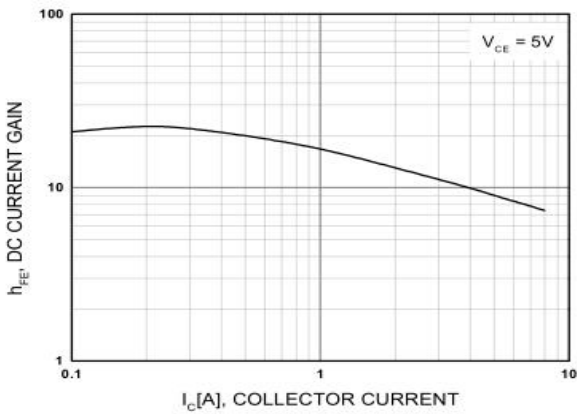
Maximum Ratings at Ta=25°C unless otherwise specified

Characteristics	Symbol	Value	Unit
Collector Base Voltage	V_{CBO}	700	V
Collector Emitter Voltage	V_{CEO}	400	V
Emitter Base Voltage	V_{EBO}	9	V
Collector Current	I_C	5	A
Thermal Resistance from Junction to Ambient	$R_{\theta JA}$	1.56	°C/W
Power Dissipation (Tc = 25 °C) Superimposed on Rated Load (JEDEC method)	P_{tot}	2	W
Operating Temperature Range	T_J	150	°C
Storage Temperature Range	T_{STG}	-55 to +150	°C

Electrical Characteristics(Ta=25°C)

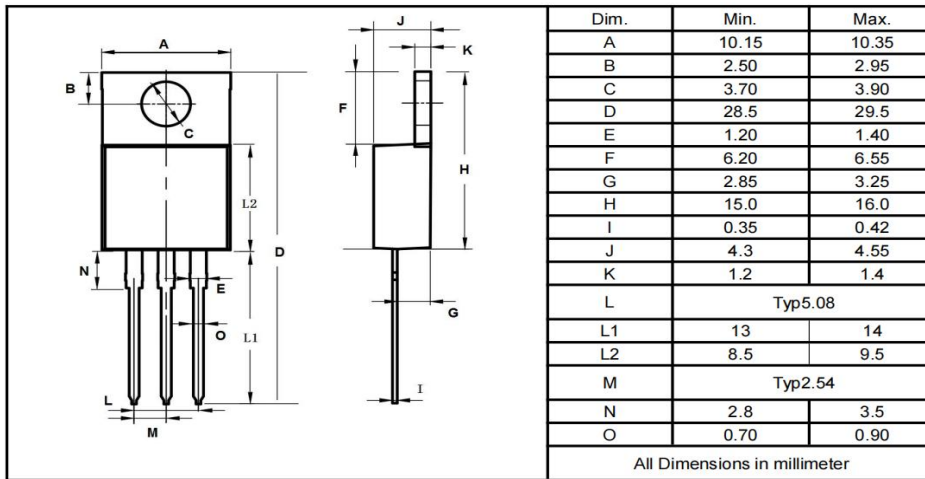
Parameter	Symbol	Min.	Typ.	Max.	Unit
DC Current Gain at $V_{CE} = 5V, I_C = 2A$	h_{FE}	15	-	35	-
Collector Base Cutoff Current at $V_{CB} = 700V$	I_{CBO}	-	-	10	μA
Collector Emitter Cutoff Current at $V_{CE} = 400V$	I_{CEO}	-	-	10	μA
Emitter Base Cutoff Current at $V_{EB} = 9V$	I_{EBO}	-	-	10	μA
Collector Emitter Saturation Voltage at $I_C = 3A, I_B = 600mA$	$V_{CE(sat)}$	-	0.3	1	V
Base Emitter Saturation Voltage at $I_C = 2A, V_{CE} = 400mA$	$V_{BE(sat)}$	-	1	1.5	V
Transition Frequency at $V_{CE}=10V, I_C=500mA, f=1MHZ$	f_T	4	-	-	MHZ

RATINGS AND CHARACTERISTIC CURVES

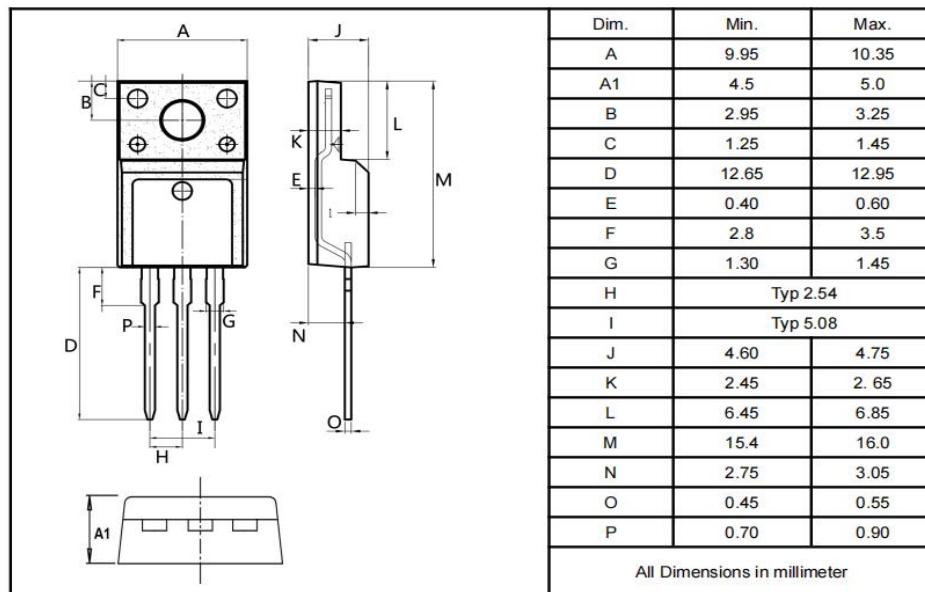


Package Outline Dimensions millimeters

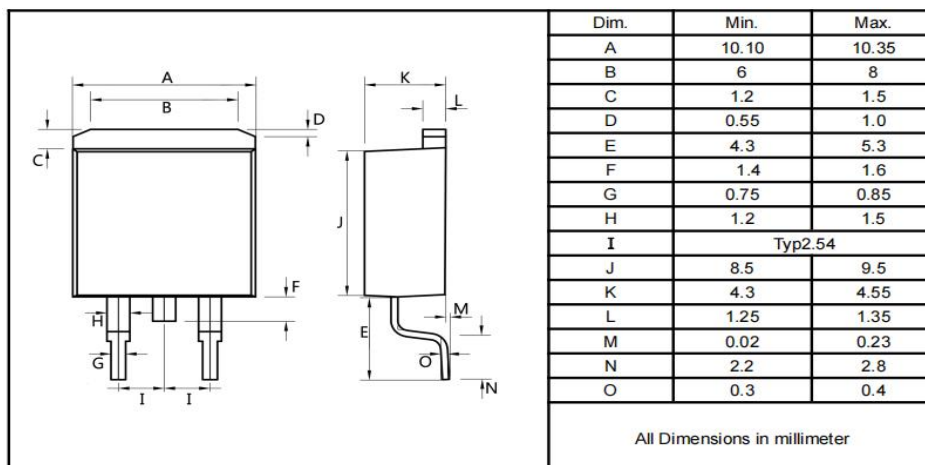
TO-220AB



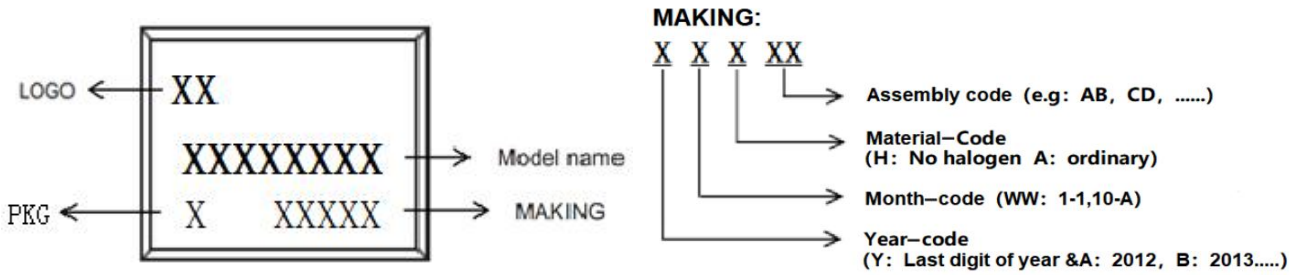
TO-220F



TO-263









Marking on the body



Product specification classification

Part Number	Package	Unit Weight	Base Quantity	Delivery mode
LX13007A1	TO-220AB	0.07oz(1.96g)	50 pcs / tube	1000pcs/box 5000pcs/carton
LX13007A2	TO-220F	0.06oz(1.74g)	50 pcs / tube	1000pcs/box 5000pcs/carton
LX13007A3	TO-263	0.04oz(1.16g)	50 pcs / tube	1000pcs/box 5000pcs/carton
LX13007A3-R	TO-263	0.04oz(1.16g)	800 pcs / tube	1600pcs/box 8000pcs/carton

packing instruction

PKG	最小包装	内盒	外箱
TO-220AB TO-220F TO-263			
	50pcs/管	1000pcs/盒	5000pcs/箱
TO-263-R			
	800pcs/盘	1600pcs/盒	8000pcs/箱

Notice

1. All product, product specifications and data are subject to change without notice to improve. The right to explain is owned by LINGXUN electronics company.

2. Confirm that operation temperature is within the specified range described in the product specification. Avoid applying power exceeding normal rated power;

exceeding the power rating under steady-state loading condition may negatively affect product performance and reliability.

3. LINGXUN electronics shall not be in any way responsible or liable for failure induced under deviant condition from what is defined in this document.