

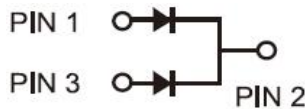


**LOW VF SCHOTTKY RECTIFIER**


TO-247/PT



TO-247S/PTS


**FEATURES**

- Low forward voltage
- High current capability
- High forward surge capability
- Low power losses, High efficiency
- Guarding for over voltage protection


**APPLICATIONS**

Low VF Schottky barrier rectifier are designed for high frequency, miniature switched mode power supplies such as adapters ,lighting and on-board DC/DC conerters

**Primary Characteristic**

$I_O$	2*20A
$V_{RRM}$	60V
$I_{FSM}$	250A
$V_F$	0.49V
$T_{jmax}$	150°C

**MECHANICAL DATA**

- **Case:** Molded plastic
- **Polarity:** As marked
- **Mounting Position:** Any
- **Molded Plastic:** UL Flammability Classification Rating 94V-0
- Lead free in compliance with EU RoHS 2011/65/EU directive
- Solder bath temperature 275°C maximum,10s per JESD 22-B106

**Maximum Ratings (Per Leg) at Ta=25°C unless otherwise specified**

Characteristics	Symbol	Value	Unit
Maximum Repetitive Peak Reverse Voltage	$V_{RRM}$	60	V
Working Peak Reverse Voltage	$V_{RWM}$	60	V
Maximum DC Blocking Voltage	$V_{DC}$	60	V
Maximum Average Forward Rectified Current	Per Leg	20	A
	Total	40	
Peak Forward Surge Current,8.3 ms Single Half Sine-wave Superimposed on Rated Load (JEDEC method)	$I_{FSM}$	250	A
Operating Temperature Range	$T_J$	-50 to +150	°C
Storage Temperature Range	$T_{STG}$	-50 to +150	°C
Typical Thermal Resistance (Note1)	$R_{\theta JC}$	2	°C/W

Note1: Thermal resistance from Junction to case per leg mounted on heatsink.

**Electrical Characteristics (Per Leg) unless otherwise specified**

Characteristics	Symbol	Value		Unit
Forward Voltage Drop(Note2)		Typ.	Max.	V
		at $I_F=5A$		
		0.38	-	
		0.28	-	
		0.44	-	
		0.36	-	
		0.53	0.60	
		0.49	-	
		75	200	
		2.1	-	
Maximum Reverse Current at $V_R=60V$	$I_R$	TA=25°C		µA
		TA=125°C		mA

Note2:Pulse test: 300 µs pulse width, 1 % duty cycle

## RATINGS AND CHARACTERISTIC CURVES

FIG.1 MAXIMUM FORWARD CURRENT DERATING CURVE

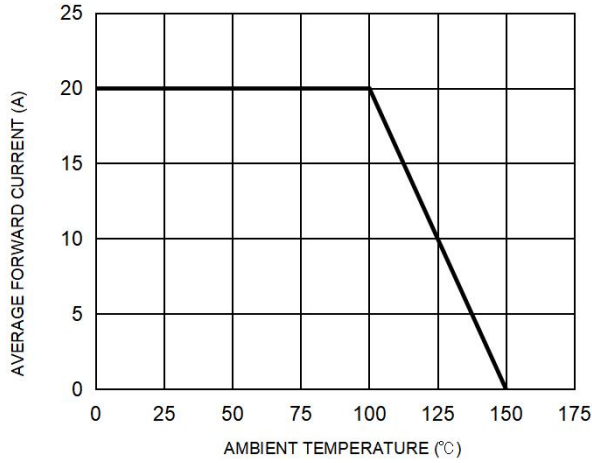


FIG. 2 MAXIMUM NON-REPETITIVE FORWARD SURGE CURRENT PER LEG

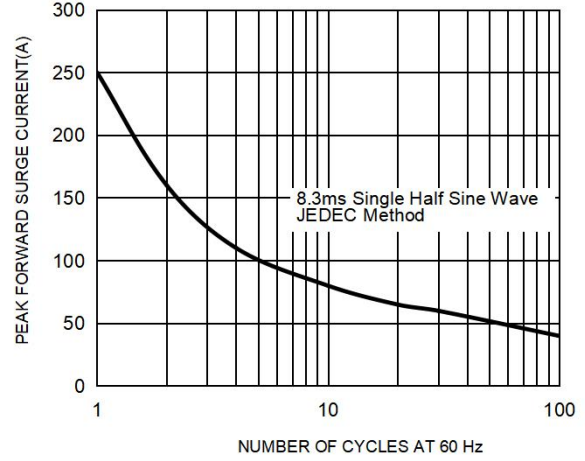


FIG. 3 TYPICAL FORWARD CHARACTERISTICS PER LEG

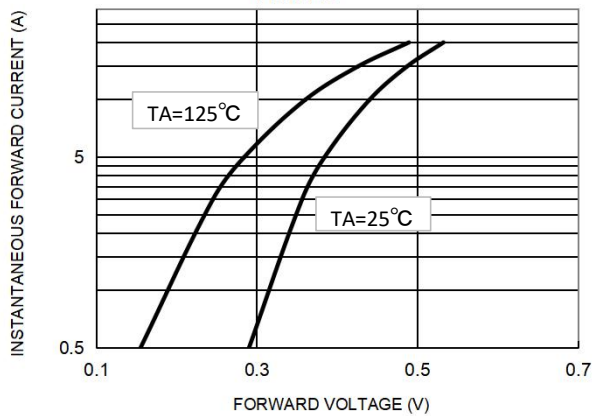
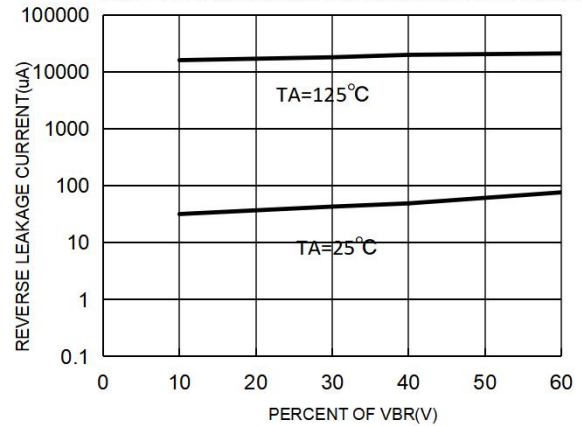
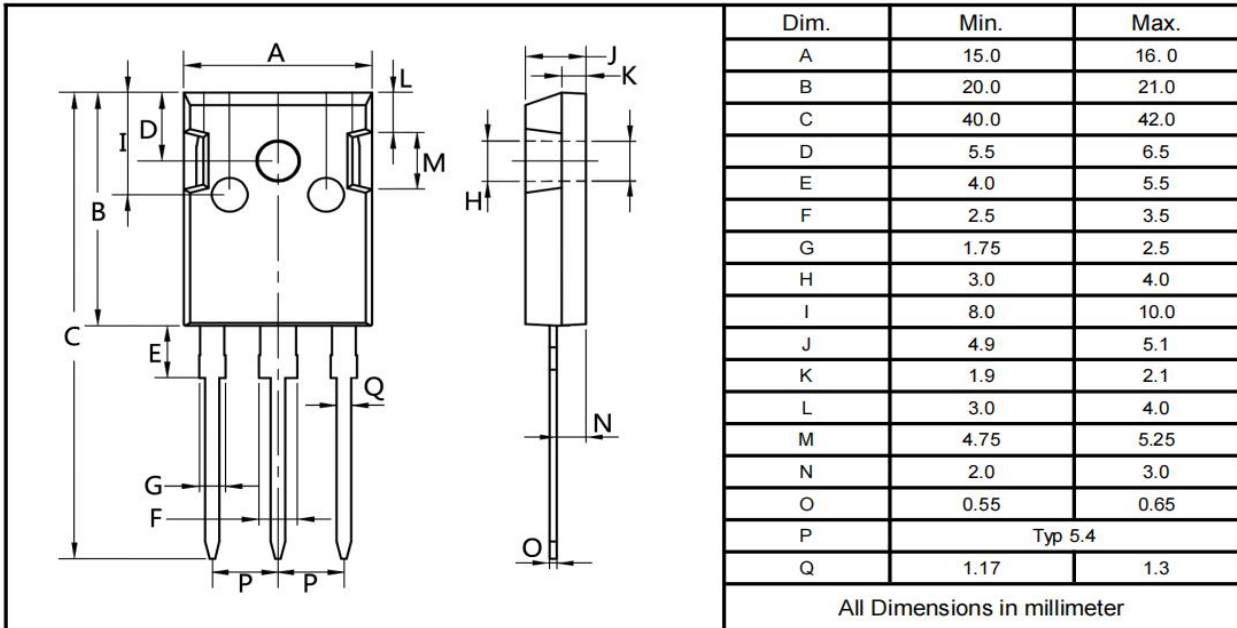


FIG. 4 TYPICAL REVERSE CHARACTERISTICS PER LEG

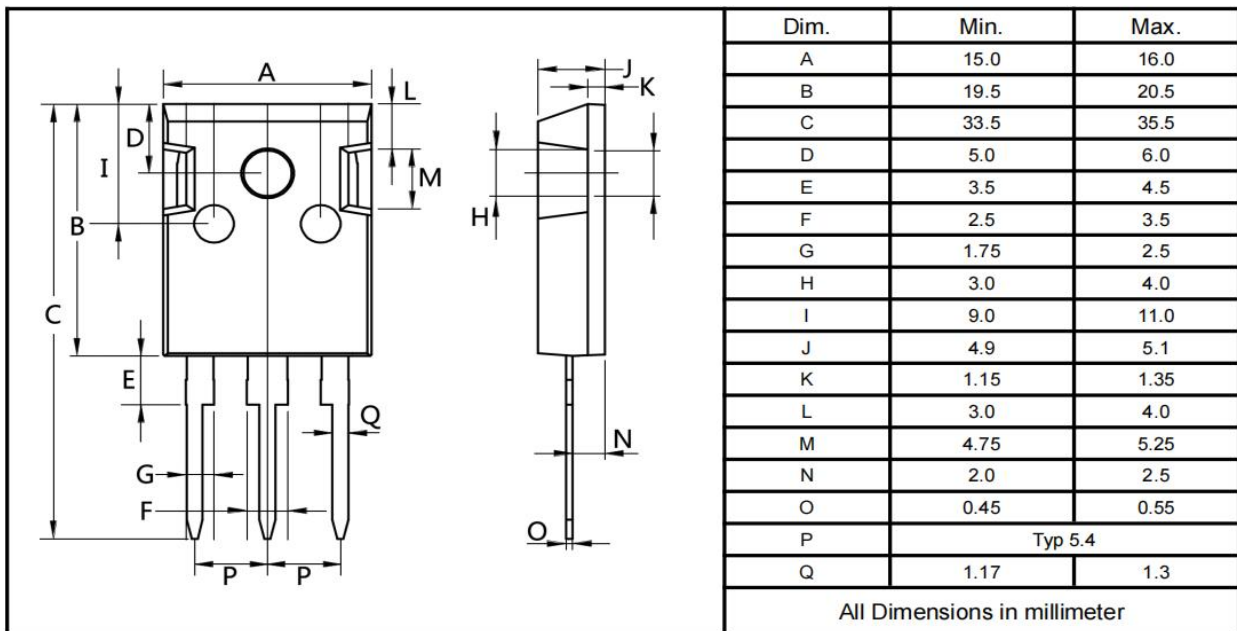


## Package Outline Dimensions millimeters

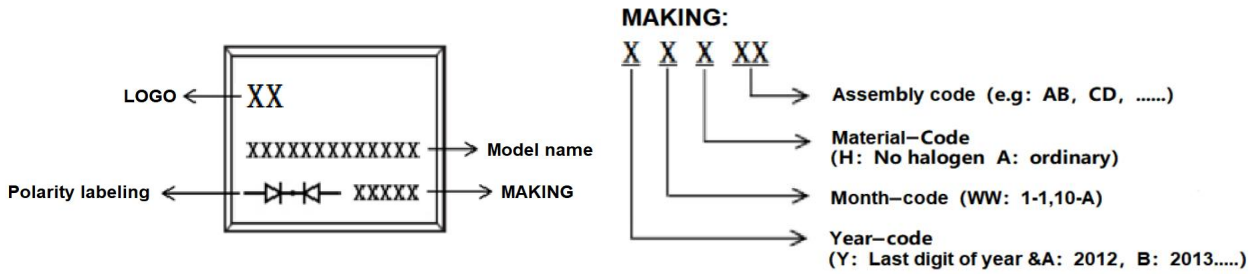
### TO-247



### TO-247S



## Marking on the body






## Ordering information

Part Number	Package	Unit Weight	Base Quantity	Delivery mode
SBT40L60PT	TO-247	0.209oz(5.93g)	30 pcs / tube	600pcs/box 3000pcs/carton
SBT40L60PTS	TO-247S	0.158oz(4.48g)	30 pcs / tube	600pcs/box 3000pcs/carton

Note: For Halogen Free molding compound, add "H" suffix to part number above.

## packing instruction

PKG	最小包装	内盒	外箱
TO-247 TO-247S	 30PCS/管	 600pcs/盒	 3000pcs/箱

## Notice

- All product, product specifications and data are subject to change without notice to improve. The right to explain is owned by LINGXUN electronics company.
- Confirm that operation temperature is within the specified range described in the product specification. Avoid applying power exceeding normal rated power;  
 exceeding the power rating under steady-state loading condition may negatively affect product performance and reliability.
- LINGXUN electronics shall not be in any way responsible or liable for failure induced under deviant condition from what is defined in this document.